



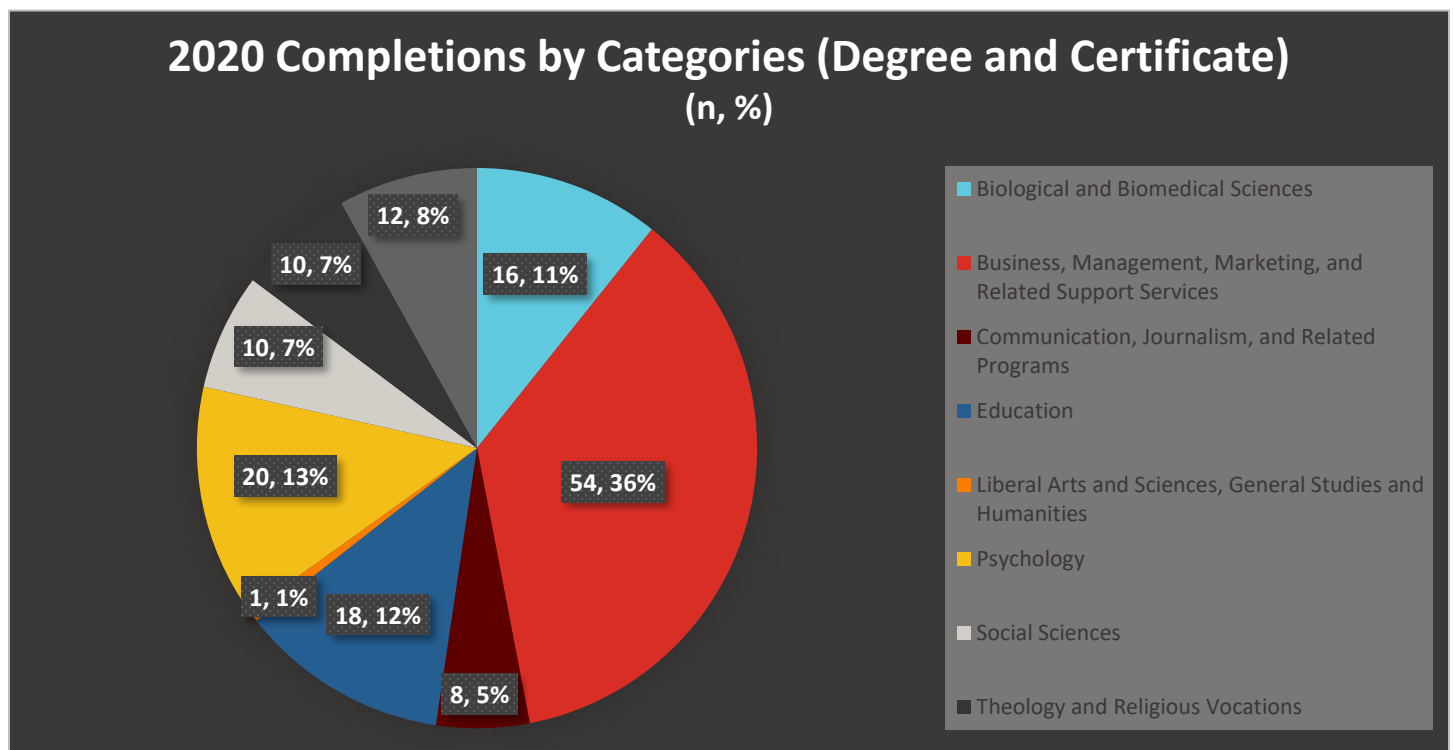
Arizona Christian University Institutional Effectiveness

Student Right-To-Know Act

The Student Right-to-Know Act, passed by Congress in 1990, requires institutions eligible for Title IV funding, under the Higher Education Act of 1965, to calculate completion or graduation rates of certificate- or degree-seeking, full-time students entering that institution, and to disclose these rates to current and prospective students. Every institution that participates in any Title IV program and is attended by students receiving athletically-related student aid is required to disclose graduation/completion rates of all students as well as students receiving athletically-related student aid by race/ethnicity, gender and by sport, and the average completion or graduation rate for the four most recent years, to parents, coaches, and potential student athletes. To read more about the Student Right-to-Know Act, please visit the National Center for Education Statistics website at <http://nces.ed.gov>.

Updated 3/24/2022

**All data below is sourced from the U.S. Department of Education, National Center for Education Statistics, Integrated Postsecondary Education Data System (IPEDS)*

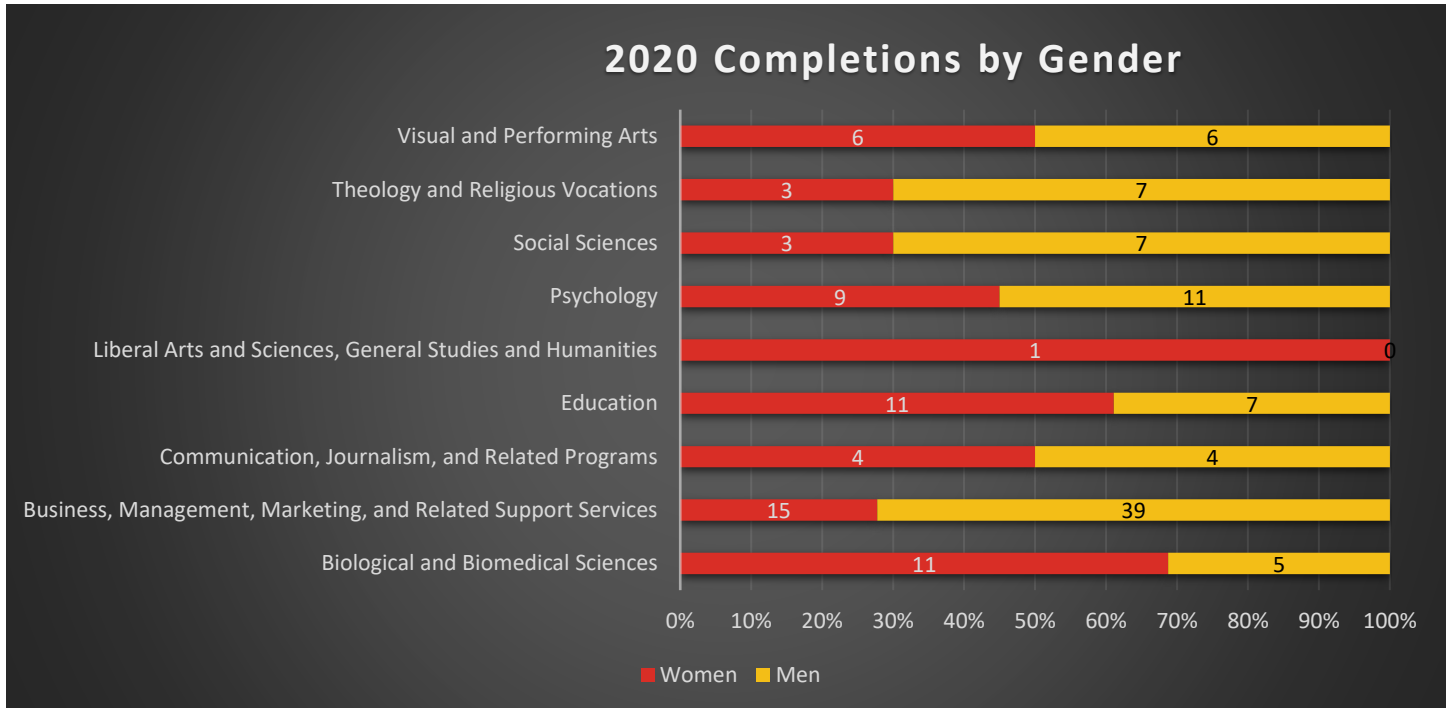




Arizona Christian University Institutional Effectiveness

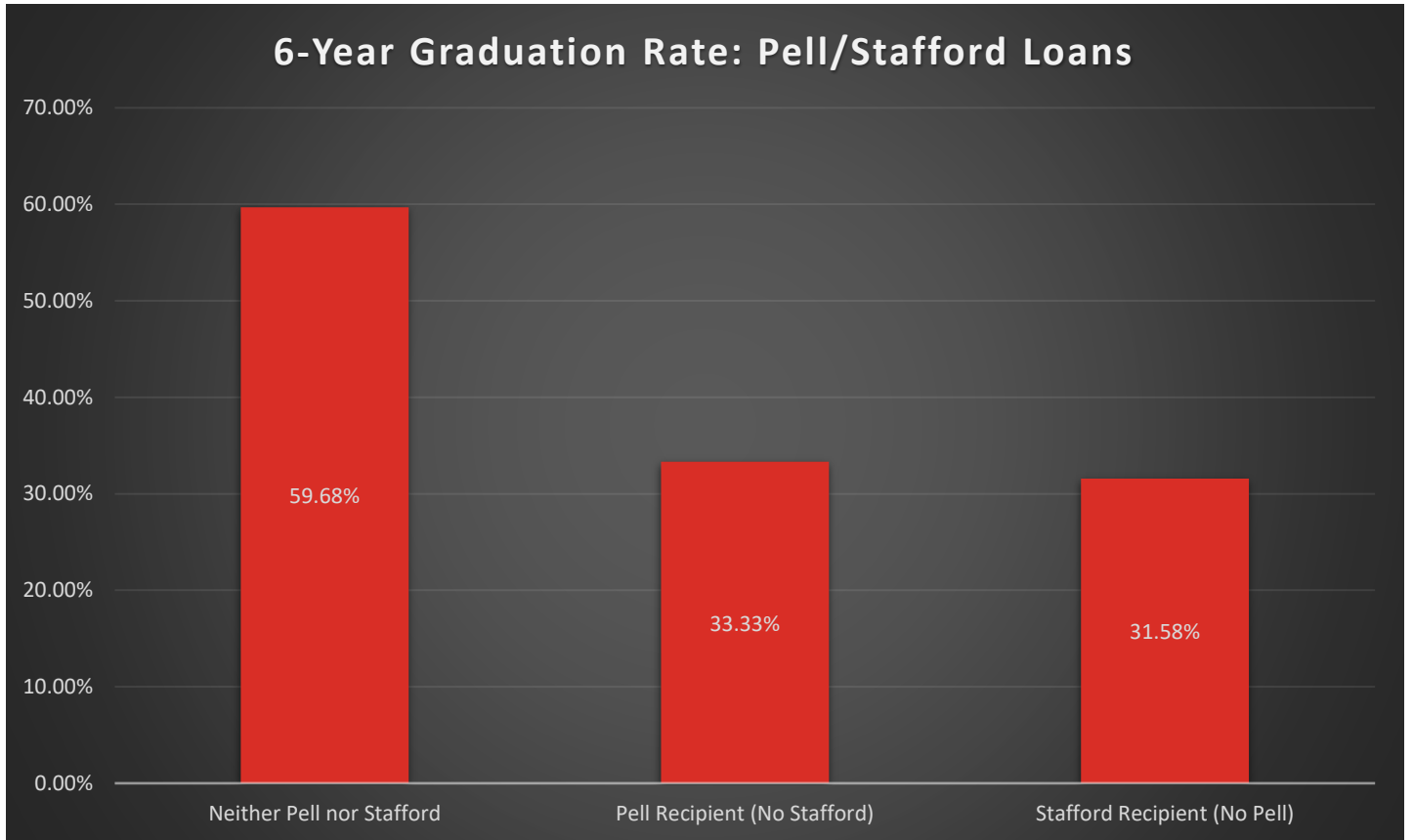
Bachelor's Degree 6-year Completion Rates	
2020	43.8%
2019	50.0%
2018	45.1%
2017	46.9%
2016	35.6%

First-time, Full-time Freshmen Retention Rates	
2020	47%
2019	56%
2018	59%
2017	66%
2016	52%





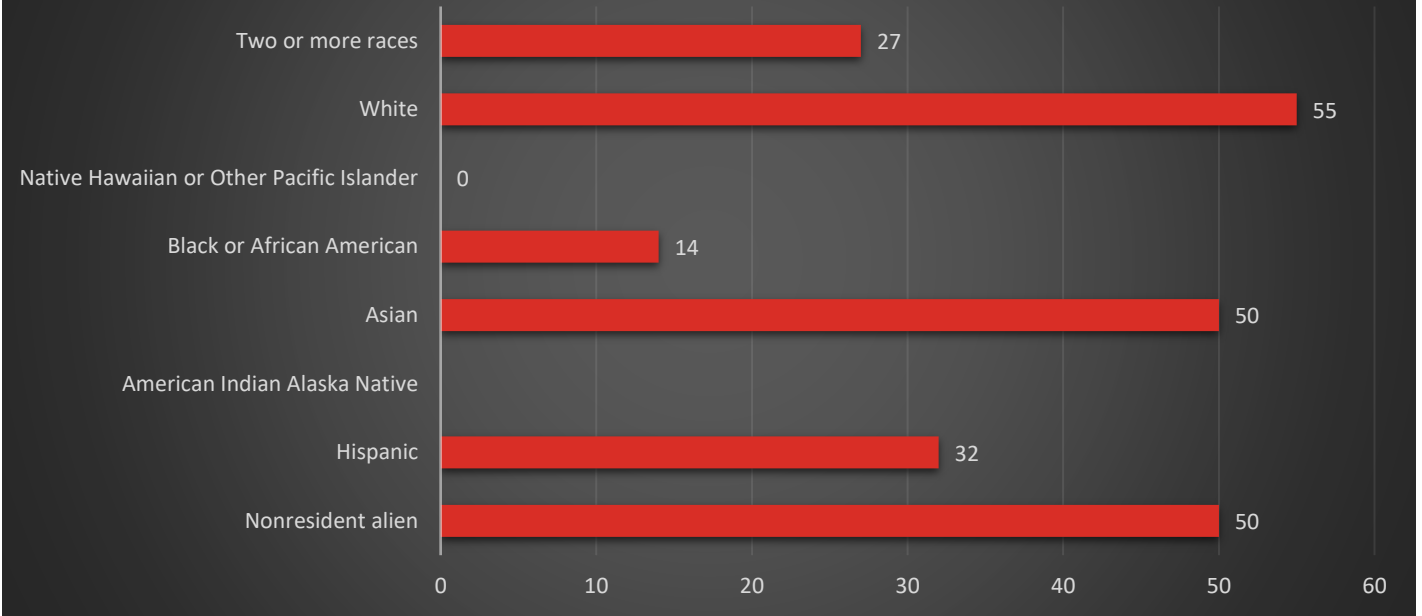
Arizona Christian University Institutional Effectiveness



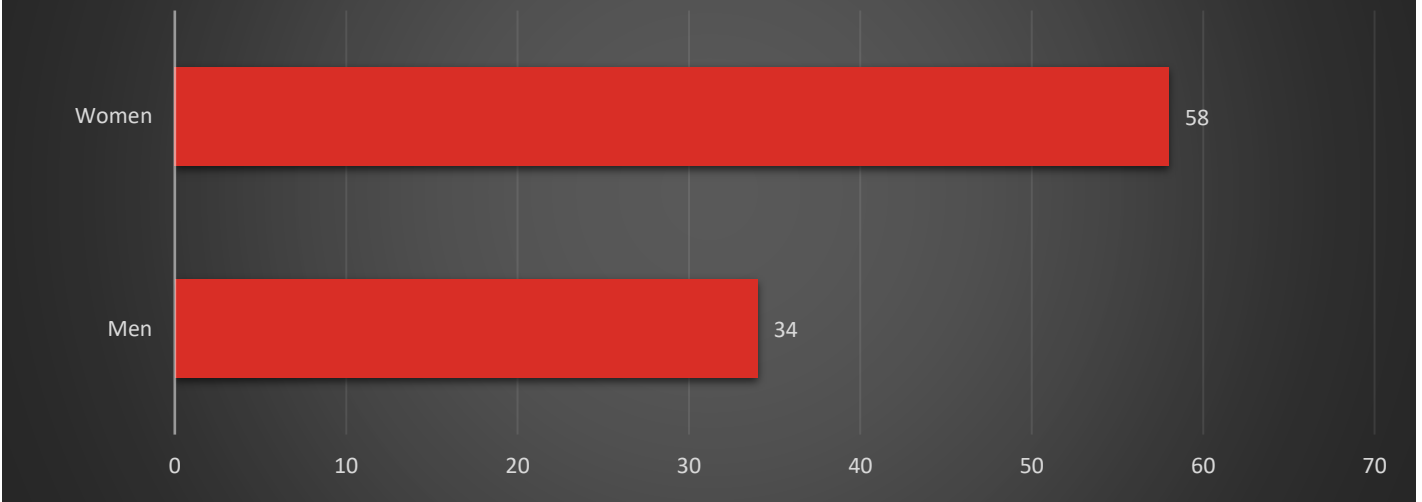


Arizona Christian University Institutional Effectiveness

2020 6-Year Graduation Rates by Race



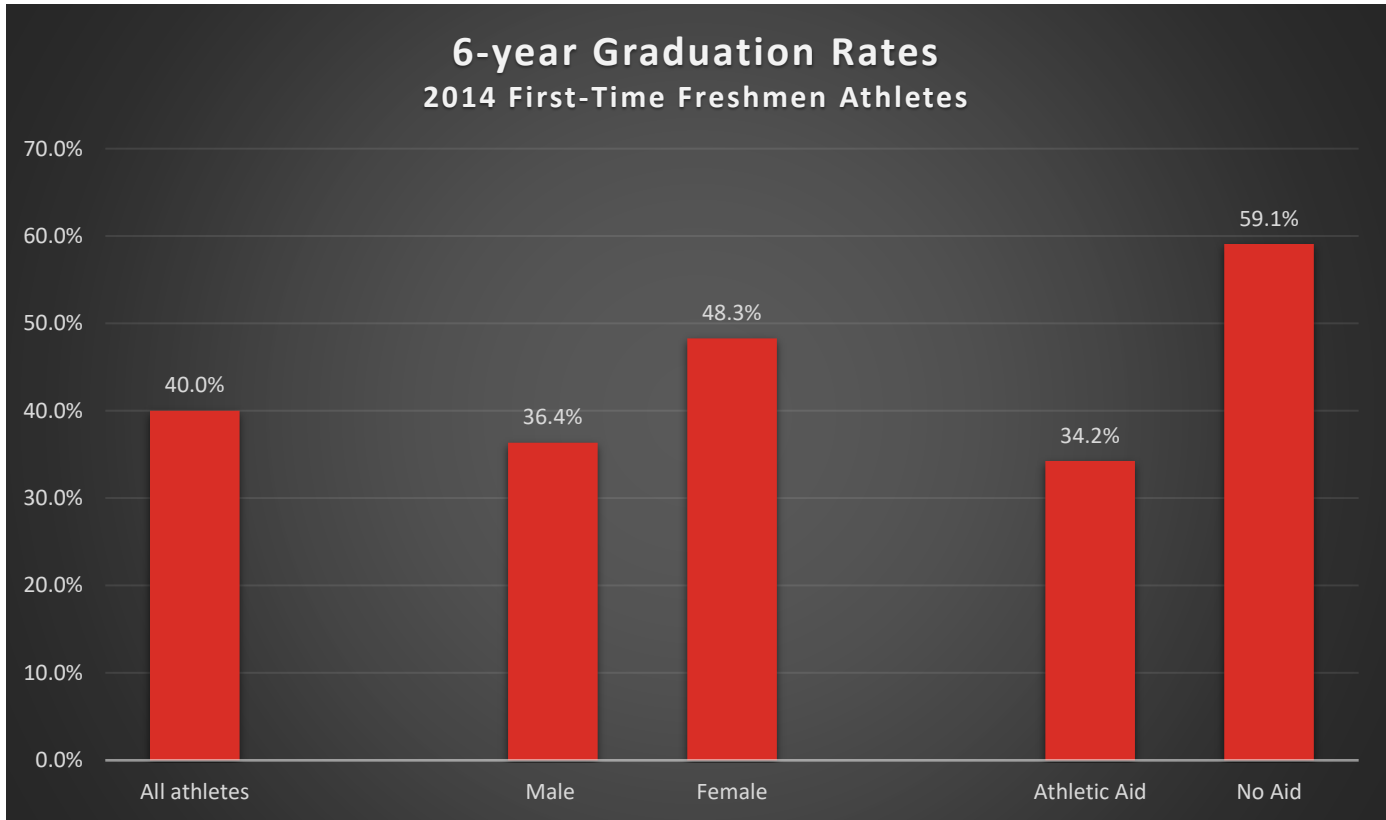
2020: 6-Year Completion Rate by Gender





Arizona Christian University Institutional Effectiveness

Athletics



Race	Graduates within 6 years	2014 incoming Freshmen	Graduation Rate
Nonresident Alien	1	2	50%
Unknown	0	0	N/A
Hispanic	7	19	36.8%
American Indian/ Alaska Native	0	0	N/A
Asian	1	2	50%
Black or African American	2	9	22.2%
Native Hawaiian or other Pacific Islander	0	2	0%
White	26	53	49.1%
Two or more races	1	8	12.5%



Arizona Christian University Institutional Effectiveness

Sport	Graduates within 6 years	2014 Incoming Freshman Athletes	Graduation Rate
Baseball	5	8	62.5%
Football	11	38	28.9%
Men's Basketball	4	5	80.0%
Men's Cross Country	0	1	0.0%
Men's Golf	1	2	50.0%
Men's Soccer	2	4	50.0%
Men's Tennis	1	2	50.0%
Men's Track and Field	0	6	0.0%
Softball	2	2	100.0%
Women's Basketball	2	9	22.2%
Women's Cross Country	1	2	50.0%
Women's Golf	2	4	50.0%
Women's Soccer	0	2	0.0%
Women's Tennis	2	3	66.7%
Women's Track and Field	1	2	50.0%
Women's Volleyball	4	5	80.0%